

October 22, 2020

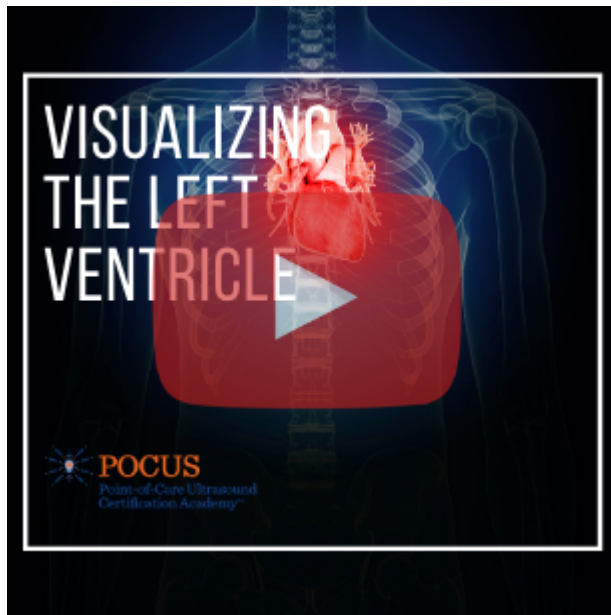


Paying Homage to the Advancement of Sonography

Point-of-care ultrasound (POCUS) is one tool that has stepped onto the scenes of the medical field, expanding the usage of ultrasound in medicine. It is the latest technology making waves in the world of sonography, allowing doctors to perform rapid diagnosis of life-threatening symptoms.

Often described as the "stethoscope of the future," its pocket-sized nature allows doctors to examine the internal workings of a patient quickly. It is positively disrupting the medical field, redefining patient care.


[Read More](#)



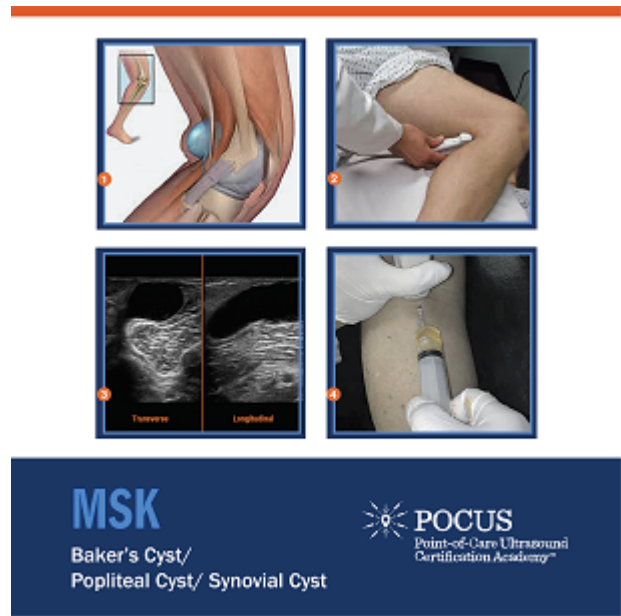
[View Now](#)



[Register Today](#)



[Discover Tele-Medicine](#)



[View Infographic](#)

MSK Soft Tissue Certificate

This certificate consists of online cases to assess your knowledge in identifying anatomical features, views, sonographic and diagnostic findings, and potential diagnoses including:

- Abscess
- Cellulitis
- Foreign Body

**GET CERTIFIED
TODAY**



- Ganglion Cyst
- Muscle Tear
- Necrotizing Fasciitis
- Reactive Lymph Node

Get Started

POCUS@inteleos.org | POCUS.org

Copyright © 2020 Alliance for Physician Certification & Advancement. All rights reserved.

[Please click here to manage your email preferences or unsubscribe.](#)

1401 Rockville Pike, Suite 600, Rockville, MD 20852