

POCUS Provides Timely and Accessible Care for Cardiac Arrest

"Point-of-care ultrasound (POCUS) has numerous benefits. One of these advantages is its ability to enhance cardiac emergency responses by allowing patients to receive chest compressions while being evaluated with POCUS.

While research identifies the many benefits of using POCUS in cardiac cases, it also addresses how POCUS should not interrupt or interfere with chest compressions and stresses the potential for adverse effects if not applied correctly. Due to warnings like these, POCUS awareness and education becomes highly critical when used in cardiac cases."

Keep Reading



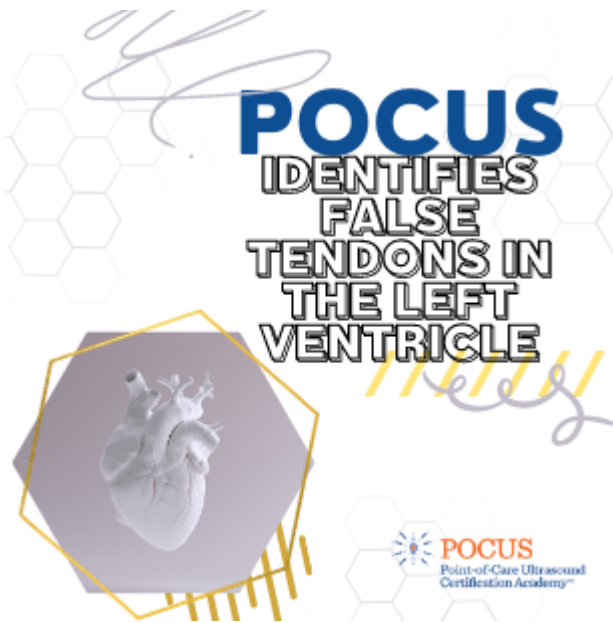
September 17-18, 2021

POCUS WORLD

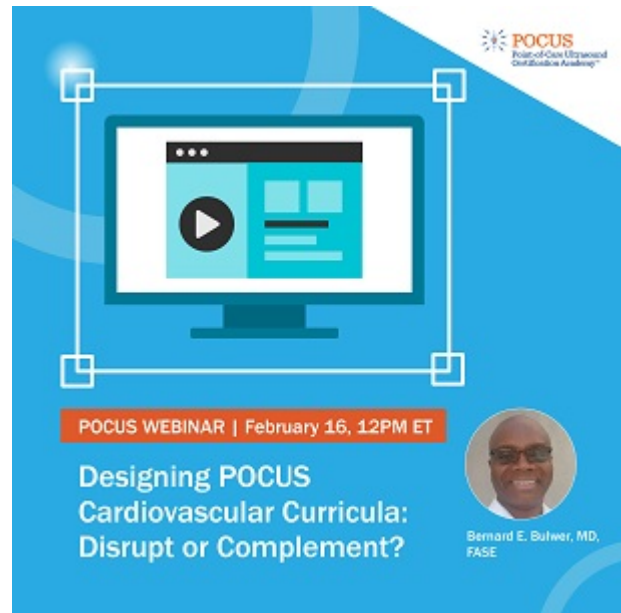
The virtual conference uniting a global community
in education and action

Point-of-Care Ultrasound Certification Academy[™]

SAVE THE DATE



Learn how to POCUS can identify false tendons in the heart.



Couldn't make it to our webinar with Dr. Bernard Bulwer? Watch it here!

[Watch the Video](#)

[View the Recording](#)



The POCUS Cardiac Certificate

This certificate consists of online cases to assess your knowledge in identifying anatomical features, views, sonographic and diagnostic findings, and potential diagnoses including:

- Aortic Root Abnormalities
- Cardiac Standstill
- Cardiomyopathy
- Large Thrombus
- Pericardial Effusion
- Right Heart Strain
- Systolic Heart Failure

[Certify Your Skills](#)





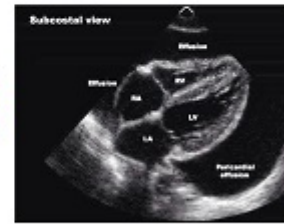
Join us in a conversation with Dr. Rebecca Davis about her journey as a POCUS pathfinder.

[Stream the Podcast](#)



PLEURAL VS PERICARDIAL

APPROACHING TAMPONADE?



Click the button below to view the full infographic on our website! PDF versions are available to download.

[View Infographic](#)

POCUS@inteleos.org | POCUS.org

Copyright © 2020 Alliance for Physician Certification & Advancement. All rights reserved.

[Please click here to manage your email preferences or unsubscribe.](#)

1401 Rockville Pike, Suite 600, Rockville, MD 20852