



# POCUS Post

April 27, 2022



## 2022 POCUS World Virtual Conference Call for Abstracts and Session Proposals

Join us as we transform the industry in bringing new POCUS knowledge and technologies to global medicine at the 2022 POCUS World Virtual Conference. Our theme this year, *Imaging as Innovation: Transforming Patient Care*, will highlight how recent advancements have allowed faster and more precise images to revolutionize medical treatment.

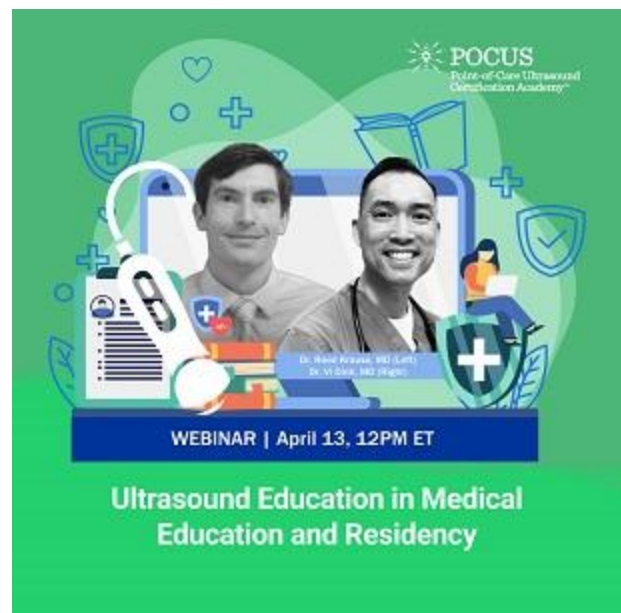
Consider adding your knowledge and experience to this transnational event. Speaker proposal submissions for relevant, high-quality educational sessions are now being accepted through **April 29th**. Submit your abstract by the deadline and receive notification via email of your proposal acceptance status by mid-May.

### Keep Reading



Explore POCUS in the diagnosis of deep vein thrombosis (DVT), instrumentation, technique, and more.

[View the Recording](#)



Learn how to integrate POCUS into longitudinal programs, overcome barriers, and access tools in this free webinar!

[Watch It Here](#)

## POCUS Lower Extremity Deep Vein Thrombosis

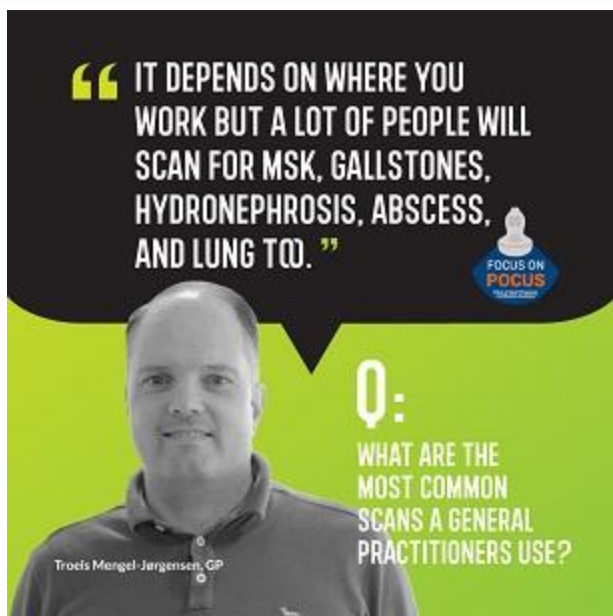


### Certificate

This certification consists of online cases to assess your knowledge in identifying anatomical features, views, sonographic and diagnostic findings, and potential diagnoses including:

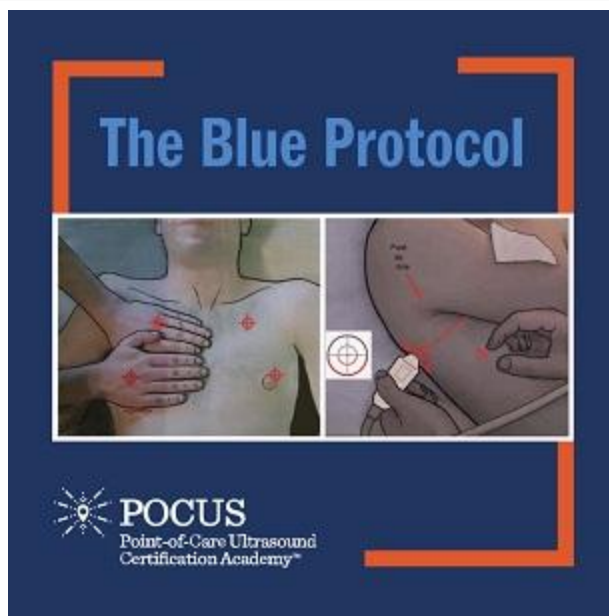
- Baker's Cyst
- Deep femoral DVT
- Great saphenous vein thrombosis
- Popliteal DVT

[Learn More](#)



Troels Mengel-Jørgensen, GP, discusses POCUS scans commony performed by general practitioners.

[Listen Here](#)



Click the button below to view the full infographic on our website! PDF versions are available to download.

[View Infographic](#)

[POCUS@inteleos.org](mailto:POCUS@inteleos.org) | [POCUS.org](http://POCUS.org)

Copyright © 2020 Alliance for Physician Certification & Advancement. All rights reserved.

[Please click here to manage your email preferences or unsubscribe.](#)

1401 Rockville Pike, Suite 600, Rockville, MD 20852